

Effect of flour particle size on beta-glucan and polyphenol content of three Moroccan oat varieties

Ghizlane SALIH^{1*}, Randa ALAMI¹, Abderrazek JILAL¹, Yasmina IMANI²

¹National Institute of Agricultural Research (INRA), Rabat, Morocco

²Hassan II Institute of Agronomy and Veterinary Medicine, Rabat, Morocco

*Corresponding author
gh.salih@yahoo.fr

Received 23/01/2020
Accepted 13/04/2020

Abstract

Food industries have been increasingly interested in oat grain thanks to its bioactive compounds with confirmed functional properties. This study aims to explore the effect of oat flour particle size of 425 μm , 560 μm , 670 μm , 1000 μm , whole flour and bran on beta-glucan and polyphenol content. The six flour fractions from three Moroccan oat varieties, of which one is naked grain, were investigated. The three oat varieties have beta-glucan contents respectively of 4.08 %, 3.42 % and 2.49 % and polyphenols contents of 351.0, 360.7 and 560.1 μg EAG/g. Results showed high contents of these two compounds in the bran fraction and the fraction with a particle size smaller than 1000 μm and greater than 670 μm . The beta-glucan content showed the largest variation, from 6 % in both fractions to 1.3 % in the fraction with particles smaller than 425 μm . Mastering the process of oat flour fractionation could generate quality dense oat fractions adapted to the manufacturers' requirements and investigating other fractionation protocols is highly recommended.

Keywords: oat, fractionation, particle size, beta-glucan, polyphenols

INTRODUCTION

Oat grain is mainly used as livestock feed, but its use in human food has attracted considerable interest in recent decades because of its special nutritional values and chemical composition. Oat grain is a source of nutritious protein, dietary fibre, fat and micro-constituents that are beneficial to human health (Rajvir *et al.*, 2018).

Scientific research has shown that oat consumption can reduce the risk of heart disease, cholesterol levels and can improve the feeling of satiety for weight control. Oats, compared to other cereals, contain a higher protein and fat content, ranging from 12 to 20% (w/w) and 2 to 13% (w/w), respectively (Kaimainen *et al.*, 2012). Oats are an excellent source of energy and essential fatty acids due to their high lipid content (Soycan *et al.*, 2019).

Oats are a good source of soluble dietary fibre, especially β -glucan, which has exceptional functional and nutritional properties. β -glucan is considered the main active ingredient in oats because of its anti-diabetic and hypo-cholesterolemic effects (Mrydani *et al.*, 2009). However, the nutritional benefits of oats appear to extend beyond fibre to bioactive phytochemicals with powerful antioxidant and anti-inflammatory effects (Soycan *et al.*, 2019; Sang and Chu, 2017). Indeed, two unique phytochemicals in oats, avenanthramides, and avenacosides A and B have shown powerful antioxidant activity *in vitro* and *in vivo* and are still in the early stages of research on their health effects (Sang and Chu, 2017). In addition to their nutritional potential, oats have

attracted particular attention due to their prolamine composition and amino acid sequence which make them interesting for the development of gluten-free food products for celiac patients (Shah *et al.*, 2016).

Flour fractionation based on particle size is a technique widely used by the cereal industry to produce different types of flour and semolina to meet the requirements of manufacturers. Indeed, particle size can greatly affect the physicochemical properties of flours, such as water absorption, damaged starch content, sizing properties and thus has a significant impact on the rheological behavior of dough and bread (Dimitrios *et al.*, 2019; Angelidis *et al.*, 2016). In particular, large particles disrupt the protein network of the dough and decrease oil absorption during frying when used in coating formulations, while small particles are responsible for water absorption, viscosity, plasticity and softness of the dough (Protonotariou *et al.*, 2014). Other studies carried out on barley cereal have shown that fractionation by grinding or abrasion can lead to a concentration of its components leading to the generation of fractions enriched in bioactive compounds (Gangopadhyay *et al.*, 2018).

This work was undertaken to study the physicochemical properties of three Moroccan varieties of oats and evaluate the effect of fractionation of oat flour on its β -glucan and total polyphenol contents. This study will help in developing the use of oats for domestic and industrial purposes.

MATERIAL AND METHODS

Plant material

Three samples of three oat varieties from the 2018 harvest from Marchouch experimental station (33.615 N Latitude, 6.718 W longitude, 213 m altitude) were used. They were coded A1, A2 and A3. A3 is a naked grain oat.

Physico-chemical characterization of the three varieties

After dehulling the two covered grain varieties (A1,A2), all three oat varieties were ground in a Brabender mill. The obtained wholemeal flours were then characterized for the following criteria: test weight using AACC 55.10 method and thousand kernel weight (TKW) using grain counter. Dry matter, ash content, protein content and fat content were obtained using AACC 44.15.02 method, AACC 08.01.01 method, Kjeldahl method and AACC 30.10.01 method with ether extraction respectively.

β -glucan content

The β -glucan content was determined by enzymatic method using the Megazyme Kit. The method is recognized in the AACC (AACC 32.23.01).

Total polyphenol content

Extraction: The extraction method used is that recommended by Zielinski and Kozłowska (2000). The sample is extracted with an 80% ethanol solution. The extract was recovered after centrifugation and filtration.

Determination of total polyphenols: the Folin-Ciocalteu method described by Paras and Hardeep (2010) was used. The results are expressed in μg gallic acid equivalent per gram of dry matter.

Preparation of flour fractions

After dehulling and milling, the wholemeal flours obtained were sifted using a Chopin sifter with sieves of different size, where they were divided into fractions. Five fractions were obtained by using sieves with the following mesh sizes: 425 μm , 560 μm , 670 μm and 1000 μm and bran (the rejection).

Determination of β -glucan and total polyphenols in the five fractions

The flours obtained after sifting were analyzed for their content of β -glucan and total polyphenols. The protocols followed are those listed above.

RESULTS AND DISCUSSION

Characteristics of the three oat varieties

The results show the average content of the measured elements in the three oat varieties, with variety A1 being the most important in terms of β -glucan content (4.04 %) (Table 1). The β -glucan content in oat grain ranges from 1.8 % to 7.5 % depending on the cultivar (Liu, 2010). All three varieties are rich in fat (between 10.1 and 10.4%). This content generally varies between 2.0 and 11.8 % (Zhou *et al.*, 2014), up to 18% in some oat lines (Liu, 2010). The lipid fraction of the oat grain largely determines its energy content and has a significant impact on nutritional balance. On the other hand, the high lipid content in oats is responsible for oxidative rancidity and is the limiting factor in the storage and handling of oat products (Extrand *et al.*, 1993). In the production of oat products for human consumption, it is generally considered necessary to inactivate lipases (Zhou *et al.*, 1999).

The protein contents of the three varieties are relatively high (17.0 % to 20.3 %) and are within the range of values cited in the literature (12 to 24 %) (Liu, 2010).

For polyphenols, it is noted that the recorded values (351-560 μg EAG/g) are relatively low compared to the literature, which cites higher values of up to 795 μg EAG/g (Shah *et al.*, 2016), 1009 μg EAG/g (Alfieri and Redaelli, 2015) and 4050 μg EAG/g (Dar and Sharma, 2011) using different extraction methods.

Test weight is one of the criteria for grading grain and the values recorded are relatively low. The literature (Akpakouma, 2012) records specific weights up to 56 (Kg/hl) for dressed grain oats and up to 72 (Kg/hl) for naked grain oats.

Variable results between authors on nutrient amounts may be due to the cultivars, but also to the methods and conditions of analysis (Lullien-Pellerin, 2014).

Effect of fractionation on β -glucan and polyphenol content

In cereals, oats are considered the best source of β -glucan after barley, its derived products may carry the health claim "lowers blood cholesterol" if they can provide 3 g per day of β -glucan and the claim "reduces postprandial blood glucose" with the consumption of 4 g β -glucan/30 g available carbohydrate (Harland, 2014). To achieve this, processors have an interest in enriching their products with β -glucan-rich fractions.

Table 1: Average values of the physico-chemical criteria measured for the three oat varieties

Variety	TW (Kg/hl)	TKW (g)	Protein (%)	β -glucan (%)	Ash (%)	T. Poly. (μg EAG/g)	Fat (%)
A1	45.3	46.8	17,0	4,0	1,83	351,0	10.1
A2	45.4	44.6	20,3	3,4	1,82	360,7	10,2
A3	59.4	30.1	17,5	2,5	1,83	560,7	10,4

Figures 1, 2 and 3 show the variation of β -glucan content in the five fractions analyzed compared to the initial content in wholemeal. For the three varieties studied, it can be observed that β -glucans tend to concentrate in the “bran” fractions and the fraction corresponding to the particle size greater than or equal to 1000 μm . These fractions can be used as an ingredient with health value in different food preparations. On the other hand, fine fractions lose significantly their β -glucan content. In fact, although fine particles have a positive effect on the technological properties compared to coarse particles, in the case of oats it depletes them of the most sought-after essential element, which is β -glucan. In our results, the β -glucan content in the 425 μm fraction does not exceed 1.3% for the three varieties while they reach up to 6% in the coarse fractions.

Similarly, the polyphenol content varies in the different oat fractions. Figures 4, 5 and 6 show that the highest levels are located in the coarse fractions (bran and 1000

μm) and unlike β -glucan, the other fractions maintain levels close to wholemeal flour with the exception of the A3 variety which is bare grain, where the polyphenol content decreases sharply in the 425 μm fraction.

In cereals, the content and distribution in the grain of the major bioactive compounds vary between species. β -glucan is relatively evenly distributed throughout the endosperm in barley while oats have a concentration of β -glucan in the thick cell of the subaleurone layer (Rieder et al., 2012) and phenols exist in both free and bound forms. Among the free polyphenols, avenanthramids, which occur exclusively in oats, are of major importance due to their functional importance. They are found mainly in the bran fraction (Antonini et al., 2016).

β -glucan A1

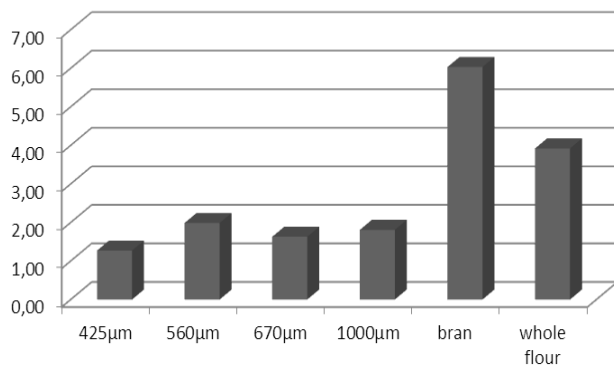


Figure 1: β -glucan content in flour fractions of oat variety A1

β -glucan A2

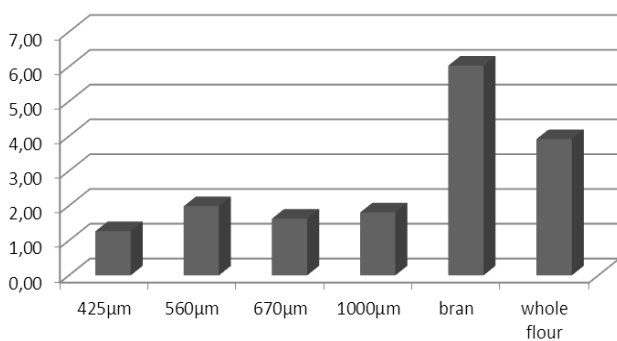


Figure 2: β -glucan content in flour fractions of oat variety A2

β -glucan A3

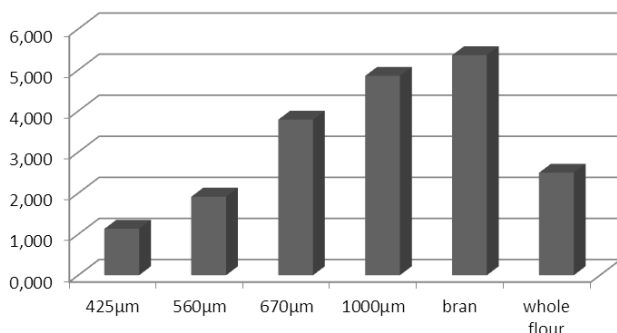


Figure 3: β -glucan content in flour fractions of oat variety A3

Polyphenols A1

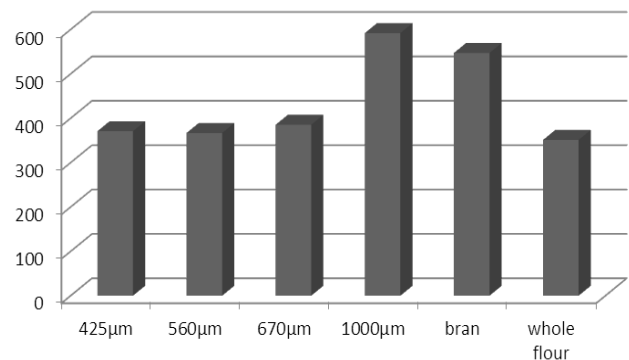


Figure 4: Polyphenols content in flour fractions of oat variety A1

Polyphenols A2

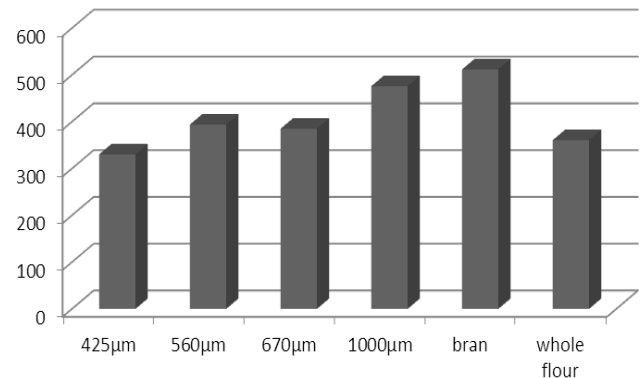


Figure 5: Polyphenols content in flour fractions of oat variety A2

Polyphenols A3

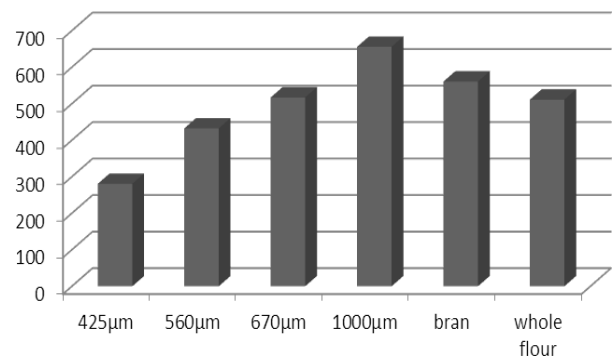


Figure 6: Polyphenols content in flour fractions of oat variety A3

CONCLUSION

Oat has been re-evaluated in recent years as a promising crop for improving the nutritional quality of foods, due to its richness in many bioactive compounds, especially β -glucans and polyphenols, but its incorporation into food products still presents challenges. According to London *et al.*, (2012), oats are not suitable for use in baking in the absence of fractionation.

Most of the nutrients are found in the peripheral tissues of the oat grain. This largely explains the results of this work. In fact, it has been proven that the β -glucan of oats is located in the external parts of the grain unlike barley, which is more homogeneously distributed in the grain (Rieder *et al.*, 2012). As a result, conventional fractionation of oats based on particle size has resulted in "bran" and "1000 μm " fractions that are rich in bioactives but will have technological limitations. The challenge will be to further fractionate these two fractions by using other techniques that can improve and expand the potential use of oats in food by increasing the nutritional density of regular flours.

REFERENCES

- AACC International, Approved Methods of the American Association of Cereal Chemists, Methods: 44-15.02, 30-10.01, , 08-01.01, 55-10 et 32.23.01. AACC International, Washington, DC, USA, 10th edition, 2000.
- Akpakouma A. (2012). Specialty oats. Colloquium on alternative field crops with high economic potential. Pretty mountain. Quebec.
- Alfieri M., Redaelli, R. (2015). Oat phenolic content and total antioxidant capacity during grain development. *Journal of Cereal Science*, 65: 05-13.
- Angelidis G., Protonotariou S., Mandala I., Rosell C. M. (2016). Jet milling effect on wheat flour characteristics and starch hydrolysis. *J. Food Sci. Technol.*, 53:784-791.
- Antonini E., Lombardi F., Alfieri M., Diamantini G., Redaelli R., Ninfalia P. (2016). Nutritional characterization of naked and dehulled oat cultivar samples at harvest and after storage. *Journal of Cereal Science*, 72: 46-53.
- Dar B. N., Sharma S. (2011). Total Phenolic Content of Cereal Brans using Conventional and Microwave Assisted Extraction. *Amer. J. of Food Technol.*, 6: 1045-1053.
- Dimitrios G., Lazaridou V., Mandalab L G., Biliaderis G. (2018). Wheat bread quality attributes using jet milling flour fractions. *Food Science and Technology*, 92: 540-547.
- Ekstrand B., Gangby I., Åkesson G., Stöllman H., Lingnert H., Dahl S. (1993). Lipase Activity and Development of Rancidity in Oats and Oat Products Related to Heat Treatment during Processing. *Journal of Cereal Science*, 17: 247-254.
- Gangopadhyaya N., Harrison S., Brunton N., Hidalgo-Ruiz G., Dilip K.R. (2018). Brans of the roller-milled barley fractions rich in polyphenols and health-promoting lipophilic molecules. *Journal of Cereal Science*, 83: 213-221.
- Harland J. (2014). Authorised EU health claims for barley and oat β -glucans. In *Foods, Nutrients and Food Ingredients with Authorised Eu Health Claims*, 25-45.
- Kaimainen M., Kaaarist M., Ahvenainen S., Jarvenpaa E. (2012). Polar lipid fraction from oat (*Avena sativa*): Characterization and use as an o/w emulsifier. *European Food Research and Technology*, 235:507-515.
- Liu Y. (2010). B-glucan effects on pasting properties and potential health benefits of flours from different oat lines. Graduate Theses and Dissertations. 11303. <https://lib.dr.iastate.edu/etd/11303>
- Lullien-Pellerin V. (2014). Phytomicronutriments des grains de céréales: un aperçu de la génétique au consommateur en passant par la transformation. *Innovations Agronomiques*, 42 : 139-152.
- Meydani M. (2009). Potential health benefits of avenanthramides of oats. *Nutr. Rev.*, 67: 731-735.
- Paras S., Hardeep S.G. (2010). Antioxidant and polyphenol oxidase activity of germinated barley and its milling fractions. *Food Chemistry*, 120: 673-678.
- Protonotariou S., Drakos A., Evageliou V., Ritzou L., Mandalaa V. (2014). Sieving fractionation and jet mill micronization affect the functional properties of wheat flour. *Journal of Food Engineering*, 134: 24-29.
- Rajvir K., Rahul K., Yogesh V., Kamaljit K. (2018). Assessing Genetic Diversity in Dual Purpose Oat (*Avena sativa* L.) Cultivars Based on Morphological and Quality Traits. *Int. J. Curr. Microbiol. App. Sci.*, 7: 1574-1586.
- Rieder A., Holtekjølen A.K., Sahlstrøm S., Moldestad A. (2012). Effect of barley and oat flour types and sourdoughs on dough rheology and bread quality of composite wheat bread. *Journal of Cereal Science*, 55: 44-52.
- Sang S., Chu Y. (2017). Whole grain oats, more than just a fiber: Role of unique phytochemicals. *Mol. Nutr. Food. Res.*, 61(7).
- Shah A., Masoodi F.A., Gani A., Ashwar B. A. (2016). Newly released oat varieties of himalayan region - Techno-functional, rheological, and nutraceutical properties of flour. *Food Science and Technology*, 70: 111-118.
- Soycan G., Schära M., Kristeka A., Boberskaa J., Alsharif S., Corona G. (2019). Composition and content of phenolic acids and avenanthramides in commercial oat products: Are oats an important polyphenol source for consumers?. *Food chemistry*, 3 : 02-10.
- Zhoua M., Robardsa K., Glennie-Holmes M., Helliwella H. (1999). Oat Lipids. *Journal of the American Oil Chemists' Society*, 76:159-169.
- Zielinski H., Kozłowska H. (2000). Antioxidant Activity and Total Phenolics in Selected Cereal Grains and Their Different Morphological Fractions. *Journal of Agricultural and Food Chemistry*, 48: 2008-2016.